

# How do I access the Centralized LTV Waitlist Report?



**What is a Centralized LTV Waitlist?**



A Centralized waitlist report for Long Term Ventilator Care (LTV).


## Step 1

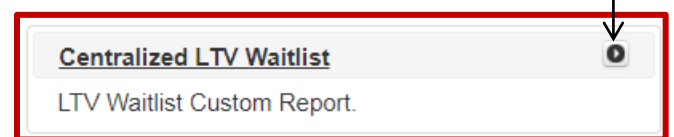
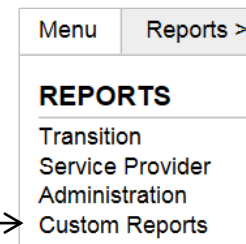
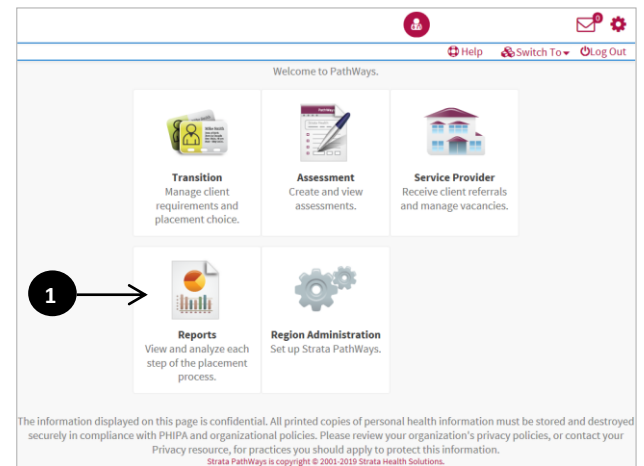
Click the Home button to access modules.  
Select **Reports** module.

## Step 2

Select **Custom Reports** from the top left menu.

## Step 3

Scroll down to **Centralized LTV Waitlist** and click on the  button (3a).  
Select "**View in browser**" (3b) or "**Download**" (3c) and select the preferred format, PDF or CSV.



**Centralized LTV Waitlist Definitions**

A Centralized waitlist report for Long Term Ventilator Care.

**Hospital Name:** indicates the current location of the LTV patient

**LTV Patient:** First Initial-Last Name Initial DD-MM-YY

**Date added to the waitlist:** indicates the date patients have been added to the centralized waitlist

**Assessment completed :** indicates if the assessment by the LTV canter Leads has been completed amid identified vacancy

**Anticipated transfer date:** indicates a planned transition date to the LTV center

**Transfer date:** indicates the actual date of transition of the patient from the ICU to the LTV center

**LTV transfer site:** indicates the LTV center that the patient is transferred to

